

TOPDON®



V2200Plus

2-In-1 Jump Starter And Battery Tester



Battery Tester

Contents

01

Brief

02

Specs

03

Features

04

What's
In The Box?

05

Comp Chart

06

FAQs

Brief

Specs

Features

What's In
The Box?

Comp Chart

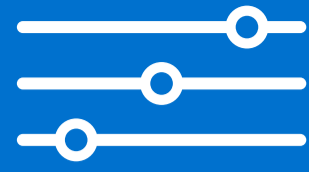
FAQs



V2200Plus

The V2200Plus is a 2-in-1 jump pack and battery tester that takes on the unexpected. Offering 35 jumps on a full charge, smart clamps to protect against common safety hazards, and features a 300-lumen LED light. A built-in Bluetooth module supports 12V battery tests by pairing an app through Bluetooth. This provides cranking, and battery test reports to let you replace a battery before it dies. The V2200Plus can even act as a charging brick for small devices. Take the V2200Plus everywhere you drive to be prepared for anything.

Brief



Specs

Specs

Features

What's In The Box?

Comp Chart

FAQs

Electrical Specifications



Peak Current:

2200A; 500A 2S

Battery Capacity:

16000 mAh 3.7V; 59.2Wh

Input Port:

Type-C: Bidirectional, PD60W; 5V==3A, 9V==3A, 12V==3A, 15V==3A, 20V==3A

Output Ports:

Type-C: PD60W 20V==3A,15V==3A, 12V==3A,9V==3A,5V==3A

USB1: QC18W,12V==1.5A,9V==2A, 5V==3A

USB2: QC18W,12V==1.5A,9V==2A, 5V==3A

DC: Max 16.8V==10A

Parameters

Dimensions:

267*157*106 mm (10.5*6.2*4.2 in.)

Weight:

1460g (51.5 oz.)

Clamp Cable Lengths:

200mm (7.9 in.)

Jump Start Capacity:

8L Gas, 6L Diesel

Jump Volume:

35 Jumps On A Full Charge

Applicable Battery Types:

AGM, WET, GEL, MF, CAL, and EFB, etc

Safety

Protections:

Reverse connection, reverse charging, short circuits, over currents, over temperatures, & over discharges



Brief

Starts All 12V Battery Vehicles

The power and quantity of jumps stored in the jump pack lets you jump most passenger vehicles on the road with ease.

- Jumps Up To 8L Gas or 6L Diesel Engines
- Delivers Jumps With 2200 Amps At Peak Current
- 35 Jumps On A Full Charge

Specs

Features

What's In The Box?

Comp Chart

FAQs



Brief

Test Lead-Acid Batteries Through The App

Use the app to perform detailed battery tests before a battery needs to be replaced. Analyze a battery's voltage, state of health, and state of charge with charging tests.

Use cranking tests to monitor cranking times and cranking voltages.

The testing capabilities do not stop there. Check cold cranking amps to the rated CCA, and the overall battery health status for precise knowledge of a 12V battery.

- **Charging Tests:** Loaded Voltage, Unloaded Voltage and Ripple
- **Cranking Tests:** Cranking Time and Cranking Voltage Tests
- **Battery Tests:** Test CCA, Rated CCA, and Battery Health Status

Specs

Features

What's In The Box?

Comp Chart

FAQs



Brief

LED Flashlight

In any emergency situation, a high-power flashlight is always an asset.

The V2200Plus features a 300 Lumen LED light to illuminate in the dark and signal for help.

Choose from a solid beam of light, a fast-paced strobe, or a slow SOS mode to signal for help.

- 300 Lumen LED Flashlight
- Beam, SOS, and Strobe Modes

Specs

Features

What's In
The Box?

Comp Chart

FAQs



Brief

Boost Dead or Damaged Batteries

Use the boost function for particularly stubborn batteries.

TOPDON's V2200Plus can start your vehicle using its BOOST FUNCTION, even if the battery has low voltage.

Simply press and hold the BOOST button for 1 second and start your vehicle within the next 30 seconds.



Specs

Features

What's In
The Box?

Comp Chart

FAQs



Brief

Test Real-Time Voltage

Works as a digital voltmeter by graphing battery charging, discharging, and starting voltage changes.



Specs

Features

What's In The Box?

Comp Chart

FAQs



Brief

6 Safety Features

The V2200Plus protects users from a variety of electrical hazards, including sparks from cable clamps touching.

The tool also boasts the classic ruggedness of TOPDON's JumpSurge series.

Drop, dust, and water resistance makes for a reliable tool no matter the conditions.

- Reverse connections
- Reverse charging
- Short circuits
- Over currents
- Over heating
- Over discharge

Specs

Features

What's In
The Box?

Comp Chart

FAQs



Brief

Power Essential Devices

Fully charge most devices and electronics within an hour! Charge smartphone, tablets, cameras, Kindles, speakers, tire inflators, and more!

- Type-C: PD60W 20V==3A,15V==3A,12V==3A,9V==3A,5V==3A
- USB1: QC18W,12V==1.5A,9V==2A,5V==3A
- USB2: QC18W,12V==1.5A,9V==2A,5V==3A
- DC: Max 16.8V==10A

Specs

Features

What's In
The Box?

Comp Chart

FAQs



Brief

Generate Reports

Permanently stores all test results and battery data. Whether you're a professional providing service and documentation, or a meticulous car expert keeping a battery log, we know you'll take comfort in being able to review battery tests whenever you need to.



Specs

Features

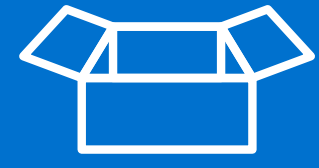
What's In The Box?

Comp Chart

FAQs



Brief



What's In The Box?

Specs




Features

What's In The Box?

Comp Chart

FAQs

<p>V2200Plus</p>  <p>A black, ruggedized jump starter with a digital display showing 25%, 50%, 75%, and 100% charge levels. The device features a blue lightning bolt icon and the text "JUMP STARTER V2200Plus TOPDON".</p>	<p>Jump/Tester Clamps</p>  <p>Two sets of jump clamps: one red and one black, connected to a black cable with blue USB connectors.</p> <p>x 1</p>	<p>USB Cable</p>  <p>A black USB cable with a standard USB-A connector on one end and a USB-C connector on the other.</p> <p>x 1</p>
<p>Carry Case</p>  <p>A black, textured carry case with the "TOPDON" logo printed on the front.</p> <p>x 1</p>	<p>Multilingual Menu</p>  <p>A user manual for the V2200Plus Jump Starter & Battery Tester, featuring the product image and the text "V2200Plus USER MANUAL".</p> <p>x 1</p>	

<p>MODEL</p> <p>SPECIFICATIONS</p>	<p>JS1200</p> 	<p>JS2000</p> 	<p>V2200Plus</p> 
Peak Amps	1200A	2000A	2200A
Capacity (mAh)	10000	16000	16000
Start Up Capacity	6.5L Gas/4L Diesel	8L Gas/6L Diesel	8L Gas/6L Diesel
Input	Type C: QC3.0 5V3A/9V_2A	Type-C: Unidirectional, QC18W; 5V==3A, 9V==2A, 12V==1.5A	Type-C: Bidirectional, PD60W; 5V==3A, 9V==3A, 12V==3A, 15V==3A, 20V==3A
Output	USB1: QC18W 5V/3A, 9V/2A, 12V/1.5A; USB2: 5V/2A; DC: 10A Max 16.8V	USB1: QC18W 5V/3A, 9V/2A, 12V/1.5A; USB2: 5V/2A; DC: 10A Max 16.8V	USB1: QC18W 5V/3A, 9V/2A, 12V/1.5A; USB2: 5V/2A; DC: 10A Max 16.8V
Length Of Cable	Positive: 250mm Negative: 200mm	Positive: 250mm Negative: 200mm	Positive: 200mm Negative: 200mm
Battery Testing	No	No	Yes
Tool App	No	No	Yes
Jump Capacity	25	35	35
Safety Features	Short Circuit Protection, Over Current Protection, Reverse Polarity Protection, Reverse Charge Protection, Over Temperature Protection, Over Discharge Protection	Short Circuit Protection, Over Current Protection, Reverse Polarity Protection, Reverse Charge Protection, Over Temperature Protection, Over Discharge Protection	Short Circuit Protection, Over Current Protection, Reverse Polarity Protection, Reverse Charge Protection, Over Temperature Protection, Over Discharge Protection

Brief



FAQs

Specs

Question

How many times can the V2200Plus jump start a car with a full charge?

Answer

Features

Up to 40 times. It depends on the vehicle engine's power and vehicle battery's power.

Question

What's In
The Box?

How long does it take to fully recharge the V2200Plus?

Answer

It varies with the types of charger you are using. If your charger is 5V/3A, the charging time is 4.8 hours; if 5V/2A, then it is 7.2 hours.

Comp Chart

FAQs

Brief



FAQs

Specs

Question

How do I turn off the V2200Plus?

Answer

Features

It will automatically power off when not in use for a few moments.

Question

What's In
The Box?

Why can't the app detect or connect to Bluetooth?

Answer

Observe whether the Bluetooth icon on the charging screen is flashing. If it is flashing, please turn on the positioning function and the Bluetooth function of the mobile phone (this is necessary, otherwise you will not be able to search for nearby Bluetooth devices), then open the app, click the icon below in the app, enter the device's search page and connect . If the Bluetooth icon is always on, it means that the device has been connected by other mobile phones.

Comp Chart

FAQs

TOPDON

DIAGNOSTIC
INNOVATION



    @topdonofficial

+86-755-21612590 (Global HQ)
+1-833-629-4832 (North America)

sales@topdon.com
support@topdon.com

**CHINA
TOPDON HQ**

topdon.com

Unit 2005 20/F, No. 3040 Xinghai Avenue,
Qianhai Shima Tower, Qianhai Shenzhen-Hong Kong
Cooperation Zone, Shenzhen, PR, China 518000

**USA
TOPDON**

topdon.us

400 Commons Way, Suite A
Rockaway, NJ 07866

